



Day 46	Day 47	Day 48	Day 49	Day 50
--------	--------	--------	--------	--------

<p>Daily Activities</p> <ul style="list-style-type: none"> • Reading book https://www.oxfordowl.co.uk/for-home/find-a-book/library-page/ • Spelling shed – Y2 Suffix Spelling List Words Games Maths Shed – Y2 Maths Games - Addition and Subtraction to 100 Games • P.E with Jo - Body Coach Live at 9am Mon – Fri https://www.youtube.com/watch?v=K6r99N3kXME • Mindfulness – Cosmic Kids Yoga https://www.youtube.com/user/CosmicKidsYoga • Weekly Talk Homework: Picture News – please access this from the school website: http://stbrigidsprimary.co.uk/parents/picture-news-at-home/ 				
--	--	--	--	--

English Activities - Adapt the tasks to suit the needs of your child but overall make it enjoyable – support you child when needed. If your child finds it difficult to write then record them acting out the questions/ acting out a story/ reading poetry / following instructions and upload to seesaw.

<p>English Activity 1:</p>  <p>Show children the image of the front cover. Children predict and make answer the following questions. What do you think the story is going to be about? The story is called....Who is the man? How is he feeling? What is he looking at? Where is the story set? The opening line might be.... Other stories this illustration makes me think of are...</p>	<p>English Activity 2:</p> <p>Listen to the story: https://www.youtube.com/watch?v=46wCRq50Wwg</p> <p>How can we describe the characters? What do we know about the characters? What do we know about Mr Grinling. What do we know about him ?What do we think we know about him? What would we like to know about him?</p>	<p>English Activity 3:</p> <p>Role play the different characters in the story (Mr and Mrs Grinling, Hamish the cat, the seagulls). How were they feeling at different points in the story?</p>	<p>English Activity 4:</p> <p>Focus on the Seagulls page.</p>  <p>What might the seagulls be saying to each other. Children to complete speech bubbles for the Seagulls.</p> <p>Upload a picture of your work to Seesaw.</p>	<p>English Activity 5:</p> <p>Discuss what happened in the story. Imagine you are Mr Grinling. How is he feeling? What has happened? What vocabulary might he use?</p> <p>Write a dairy as if you are Mr Grinling.</p>
--	--	---	---	---

Year 2 - Home Learning Plan - Weeks beginning 22nd and 29th June



White Rose Maths - <https://whiterosemaths.com/homelearning/year-2/>

Week 8 Fractions and Geometry - Activity sheets will be uploaded to SeeSaw.

BBC Bitesize Lessons are linked to White Rose now and they will be covering the same content so if you have internet connection troubles you can always watch the BBC lessons on your TV.

Week 8 - Lesson 1 - Shapes – Sides and vertices. Video and activity.	Week 8 - Lesson 2 - Properties of 3d shapes. Video and activity.	Week 8 - Lesson 3 – Sorting shapes Video and activity.	Week 8 - Lesson 4 – Shape Patterns Video and activity.	White Rose Friday Maths Challenge
Topic Countries of the UK – Children will learn about the four countries that make up the United Kingdom through videos, interactive maps, art and music.				
<p>Geography</p> <p>Do you know the countries of the United Kingdom?</p> <p>Explore this website:</p> <p>https://www.bbc.co.uk/bitesize/topics/zyhp34j/articles/z4v3jhw</p> <p>Label the interactive map at the bottom of the website.</p>	<p>Geography/ Art</p> <p>Each country has its own special flag. Use a search engine to find out what each flag looks like.</p> <p>Choose one of the four flags to re-create. You could use a straw and some paper held on with sticky tape to make a 3D model; you could draw or paint one on a piece of paper, or even make it out of play dough.</p> <p>Share your creations on SeeSaw.</p>	<p>Geography</p> <p>Can you find out more about each of the UK's countries? What are their capital cities?</p> <p>Revisit this website to help you: https://www.bbc.co.uk/bitesize/topics/zyhp34j/articles/z4v3jhw</p> <p>Then label the interactive map: https://wordwall.net/resource/506240/geography/tlc-can-i-label-capital-cities-uk</p>	<p>Geography</p> <p>Have a look at each of the four capital cities a lot closer.</p> <p>Use Google Earth to explore: https://www.google.com/intl/en_uk/earth/</p> <p>Talk to your families about which one would you most like to visit and why?</p>	<p>Geography/Music</p> <p>Each country has its own unique style of traditional music.</p> <p>Listen to each of the songs below:</p> <p>Ireland: https://youtu.be/O1tIYSi7Oec</p> <p>England: https://youtu.be/MKROoYwBr6c</p> <p>Wales: https://youtu.be/olSNMhy-djA</p> <p>Scotland: https://youtu.be/vSbfHn-D6RY</p> <p>Which one is your favourite? Have a dance to your favourite one, if you would like to share your dance with us, upload a video to SeeSaw.</p>


Useful web links –

Phonics play – fun phonics games and activities to play

SeeSaw – Videos will be uploaded to support tasks

Ongoing Maths – Youtube – JackHartmann – counting in 2s/ 5s, 10s/

CBBC Newsround

Day 51	Day 52	Day 53	Day 54	Day 55
<p>Daily Activities</p> <ul style="list-style-type: none"> • Reading book https://www.oxfordowl.co.uk/for-home/find-a-book/library-page/ • Spelling shed – Y2 Suffix Spelling List Words Games Maths Shed – Y2 Maths Games – Addition and Subtraction to 100 • P.E with Jo - Body Coach Live at 9am Mon – Fri https://www.youtube.com/watch?v=K6r99N3kXME • Mindfulness – Cosmic Kids Yoga https://www.youtube.com/user/CosmicKidsYoga • Weekly Talk Homework: Picture News – please access this from the school website: http://stbrigidsprimary.co.uk/parents/picture-news-at-home/ 				
<p>English Activities - Adapt the tasks to suit the needs of your child but overall make it enjoyable – support you child when needed. If your child finds it difficult to write then record them acting out the questions/ acting out a story/ reading poetry / following instructions and upload to seesaw.</p>				
<p>English Activity 1: Show children the image of the front cover. Children predict and make answer the following questions.</p>  <p>What do you think the story is going to be about? The story is called... What might happen in the story? Where is the story set? The opening line might be... Other stories this illustration makes me think of are...</p>	<p>English Activity 2: Listen to the story 'The Lighthouse Keepers Rescue' together. https://www.youtube.com/watch?v=oBmVO-MlVrk</p> <p>Write a letter from the Inspector at the beginning of the story when the Inspector is very cross with Mr Grinling.</p> <p>Upload a picture to Seesaw.</p>	<p>English Activity 3:</p> <p>Write a letter from the Inspector at the end when he is very proud of Mr Grinling.</p> <p>Upload a picture to Seesaw.</p>	<p>English Activity 4:</p> <p>Write a job advert for an Assistant Lighthouse Keeper who can work with the Grinlings.</p> <p>Upload a picture to Seesaw.</p>	<p>English Activity 5:</p> <p>Retell the story from either Mr Grinling, Mrs Grinling, Hamish or a villagers point of view.</p>

<p>White Rose Maths - https://whiterosemaths.com/homelearning/year-2/ Measurement Summer Week 9 - Activity sheets will be uploaded to SeeSaw.</p> <p>BBC Bitesize Lessons are linked to White Rose now and they will be covering the same content so if you have internet connection troubles you can always watch the BBC lessons on your TV.</p>				
Week 9 - Lesson 1 - Measure length Video and activity.	Week 9 - Lesson 2 - Compare length Video and activity.	Week 9 - Lesson 3 – Four operations with length . Video and activity.	Week 9 - Lesson 4 – Compare mass. Video and activity.	White Rose Friday Maths Challenge
<p>Topic – Seasides - The aim is to introduce children to coastal resorts from the past up to the present day. Where are our seaside resorts? What did people do at the beach in the past? What do people like to do at the beach today? There will be lots of opportunities for some hands on activities for the whole family to enjoy.</p>				
<p>Geography</p> <p>Explore the Google Earth document looking at seaside towns in our country:</p> <p>https://drive.google.com/open?id=1XjC6A2mJLdx41LiowLt_15lOBwAqLn2&usp=sharing</p> <p>Talk to your family about where our seaside towns are. What do these places have in common with each other? What is different?</p>	<p>Geography</p> <p>Have you or anyone in your family visited a seaside town before?</p> <p>Have a look through any photographs you might have enjoying a day or holiday at the seaside.</p> <p>If you would like to share some of these photos, upload them to SeeSaw.</p>	<p>Geography</p> <p>Choose a seaside town to look at in more detail. You can use one from the Google Earth file or another you might have visited.</p> <p>Can you design a poster to convince me to visit? Remember to include:</p> <ul style="list-style-type: none"> • What the town is famous for • What I could do there • What kinds of food I could eat there <p>Take a picture of your poster and share it on SeeSaw.</p>	<p>Geography</p> <p>Look at the Powerpoint uploaded on SeeSaw.</p> <p>If you could design your very own seaside what would you have there?</p> <p>Create a list of things you would like to have at your seaside.</p> <p>Think about:</p> <p>What activities will you be able to do there? Will your beach be dog friendly? What kind of food might you have at your seaside?</p>	<p>Geography/Map Skills</p> <p>Using your plan can you draw a map of your own special seaside and upload a picture to SeeSaw.</p>